

Fullerton School District Budget Advisory Committee

Dr. Gary Cardinale

Assistant Superintendent, Business Services


Assisted By:

Suwen Su

Director, Business Services

Becky Silva


Assistant Director, Business Services



Fullerton School District Revenue Limit \$ Update



<u>2008/2009</u>	Statutory COLA	Revenue Limit Deficit	Funded COLA	Before Deficited BRL*/ADA	Deficited BRL*/ADA	Gain/Loss (-) \$ Per ADA	Revenue Limit ADA	Loss in Revenue
May 2008 Revise	5.66%	5.357%	0%	\$5,872	\$5,557	\$0		
Adopted Budget	5.66%	5.357%	0%	\$5,872	\$5,557	\$0		
Sept 2008	5.66%	4.713%	0.68%	\$5,872	\$5,595	\$38		
Jan 2009**	5.66%	9.685%	-4.57%	\$5,872	\$5,304	-\$291	13,158.73	-\$3,829,754
<u>2009/2010</u>								
Sept 2008	5.60%	9.766%	0%	\$5,872	\$5,595			
Jan 2009**	5.02%	16.161%	-2.52%	\$6,167	\$5,171	-\$424	13,046.71	-\$5,537,644
<u>2010/2011</u>								
Sept 2008	3.50%	9.766%	3.50%	\$6,077	\$5,791			
Jan 2009**	0.50%	16.161%	0.50%	\$6,198	\$5,197	-\$594	12,901.66	-\$7,669,488
*BRL: Base Revenue Limit **Jan '09 Gov's Proposal								
Total Loss in Revenue Limit \$ For 3 Years							-\$17,036,885	

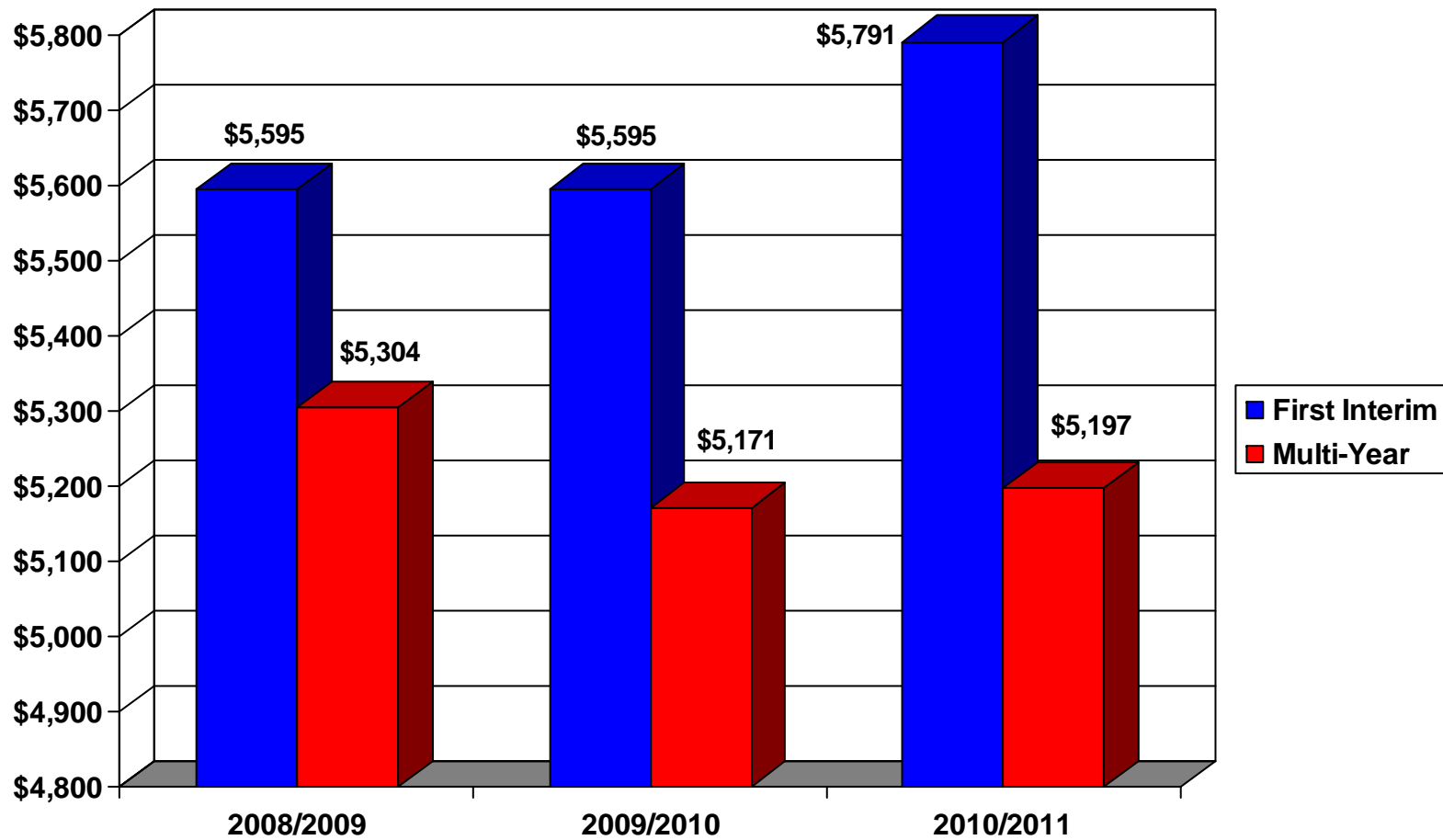



FSD Summary

State Action	2008/2009		2009/2010	
	One-Time	Ongoing	One-Time	Ongoing
Reduction in COLA of .68%	\$0.5 Million			\$0.5 Million
Reduction in K-12 Revenue Limit	\$3.3 Million			\$3.3 Million
Additional Reduction in K-12 Revenue Limit (Negotiable at Local Level Elimination of 5 School Days)				\$1.7 Million
Total	\$3.8 Million			\$5.5 Million

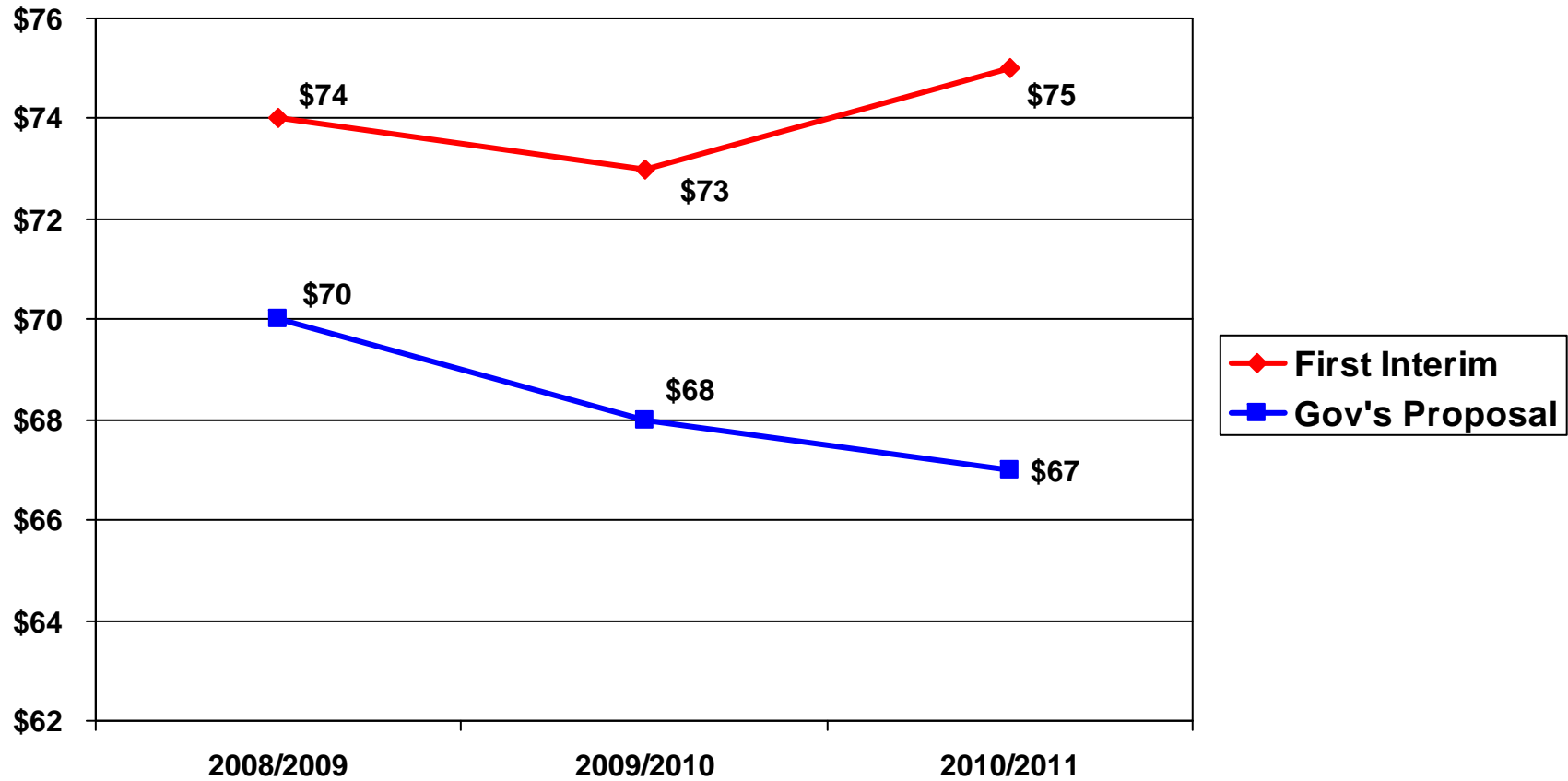

\$9.3 Million

Change in Funding Revenue Limit



Unrestricted Revenue Limit Funding Change

(in Millions)



Cuts Needed to Balance the Budget




	December 2008 1 st Interim	January 2009 Governor's Proposal	Total
2008/2009	3.9 Million	*3.3 Million	7.2 Million
2009/2010	**5.5 Million	-	5.5 Million
2010/2011	1 Million	2.3 Million	3.3 Million
Total	\$10.4 Million	\$5.6 Million	\$16 Million

*\$3.3 Million is ongoing for 2008/2009

**\$5.5 Million is ongoing for 2009/2010

Furlough Days - General Fund

Total Savings: \$1,789,602



Bargaining Unit	General Fund 01
	5 days
Certificated Management	
Unrestricted	\$ 103,498
Restricted	\$ 58,663
Classified Management	
Unrestricted	\$ 22,010
Restricted	\$ 11,232
Classified CSEA	
Unrestricted	\$ 190,626
Restricted	\$ 21,065
FETA	
Unrestricted	\$ 1,312,192
Restricted	\$ 70,317
Grand Total	
Unrestricted	\$ 1,628,326
Restricted	\$ 161,276
Total Savings	\$ 1,789,602

Health and Welfare Benefits 5 Year History District Share Restricted and Unrestricted

